

科目：通訊系統(通訊原理)(300F)

校系所組：中央大學通訊工程學系(甲組)

中央大學電機工程學系(電子組)

交通大學電子研究所(乙B組)

交通大學電信工程研究所(甲組)

清華大學電機工程學系(乙組)

清華大學通訊工程研究所

考
用

Fourier Transform: $X(f) = \int_{-\infty}^{\infty} x(t)e^{-j2\pi ft} dt$

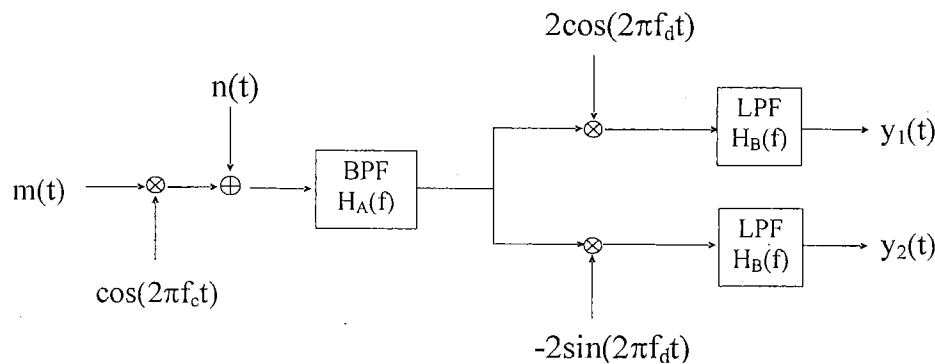
1. [14%] Assume $x(t) = \frac{\sin(100\pi t)}{\pi}$ and $y(t) = 3 \cos(10^6 \pi t + 100\pi \int x(\alpha) d\alpha)$.

- (a) (4%) Find the bandwidth of $x(t)$.
- (b) (3%) Find the total energy of $x(t)$.
- (c) (4%) Based on Carson's rule, estimate the bandwidth of $y(t)$.

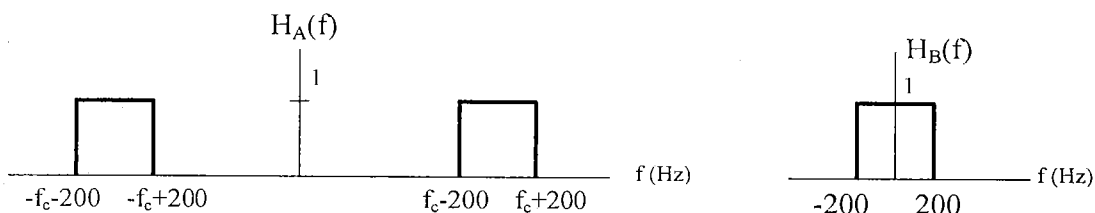
(Carson's rule: Bandwidth $\approx 2(D+1)W$, where W = bandwidth of $x(t)$ and $D = \frac{\text{peak frequency deviation}}{W}$)

- (d) (3%) Find the power of $y(t)$.

2. [20%] Assume a modulation/demodulation process is modeled as below where the input signal is $m(t) = (\frac{\sin(200\pi t)}{\pi})^2$ while the additive channel noise $n(t)$ is modeled as white Gaussian noise with two-sided power spectral density of 1×10^{-10} W/Hz.



In this process, the filters $H_A(f)$ and $H_B(f)$ are defined as



Assume the output signal $y_1(t)$ can be decomposed as $y_1(t) = y_{1s}(t) + y_{1n}(t)$, where $y_{1s}(t)$ and $y_{1n}(t)$ represent the signal part and the noise part of $y_1(t)$, respectively. Similarly, we have $y_2(t) = y_{2s}(t) + y_{2n}(t)$, where $y_{2s}(t)$ and $y_{2n}(t)$ represent the signal part and the noise part of $y_2(t)$, respectively.

Case 1: $f_c = f_d$

- (a) (4%) For the signal part, find the spectrum of $y_{1s}(t)$ and $y_{2s}(t)$.
- (b) (4%) For the noise part, find the power spectral density and the total power of $y_{1n}(t)$ and $y_{2n}(t)$.
- (c) (2%) For the noise part, find the cross-power spectral density of $y_{1n}(t)$ and $y_{2n}(t)$.

Case 2: $f_c = f_d + 100$

- (d) (4%) For the signal part, find the spectrum of $y_{1s}(t)$ and $y_{2s}(t)$.
- (e) (4%) For the noise part, find the power spectral density and the total power of $y_{1n}(t)$ and $y_{2n}(t)$.
- (f) (2%) For the noise part, find the cross-power spectral density of $y_{1n}(t)$ and $y_{2n}(t)$.

注：背面有試題

參考用

科目：通訊系統(通訊原理)(300F)

校系所組：中央大學通訊工程學系(甲組)

中央大學電機工程學系(電子組)

交通大學電子研究所(乙B組)

交通大學電信工程研究所(甲組)

清華大學電機工程學系(乙組)

清華大學通訊工程研究所

3. [13%] Let $X(t)$ be a wide-sense stationary random process with zero-mean and autocorrelation function $R_X(\tau) = E[X(t+\tau)X(t)] = e^{-2|\tau|}$. Suppose we feed $X(t)$ into a whitening filter with frequency response $H(f)$ and produce an output random process $Y(t)$ with autocorrelation function $R_Y(\tau) = \frac{1}{2}\delta(\tau)$, with $\delta(\tau)$ being the impulse delta function.
- (a) (4%) Please find the power spectral density and the average power of $X(t)$.
 - (b) (4%) Please find the mean and variance of $X(t)|_{t=10}$.
 - (c) (5%) Please find the magnitude response $|H(f)|$ of the whitening filter.
4. [16%] A binary communication system uses two waveforms $g_1(t)$ and $g_2(t)$. Both waveforms are time-limited to $[0, T]$. Consider two cases where they are antipodal (i.e., $g_2(t) = -g_1(t)$) or orthogonal (i.e., $\int_0^T g_1(t)g_2(t)dt = 0$). Assume both waveforms have the same energy, i.e., $\int_0^T g_1^2(t)dt = \int_0^T g_2^2(t)dt$, and the noise is AWGN (additive white Gaussian noise).
- (a) (5%) Please design a correlation-based receiver for the antipodal case.
 - (b) (5%) Please design a correlation-based receiver for the orthogonal case.
 - (c) (6%) Which one (antipodal or orthogonal) has a lower bit error rate? Why?
5. [17%] Consider a QPSK transmission scenario. The transmitted constellation points (labeled by a, b, c, d) are shown in Fig. P5-1. The received constellation points are shown in Fig. P5-2 when the noise power is zero.
- (a) (6%) Please assign data bits to the QPSK constellation points via Gray encoding.
 - (b) (6%) Please calculate the average transmitted symbol energy and the average received symbol energy.
 - (c) (5%) Based on Figure P5-1 and Figure P5-2, please describe the channel effect of this QPSK transmission scenario.

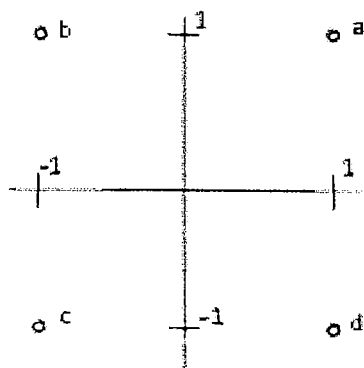


Figure P5-1

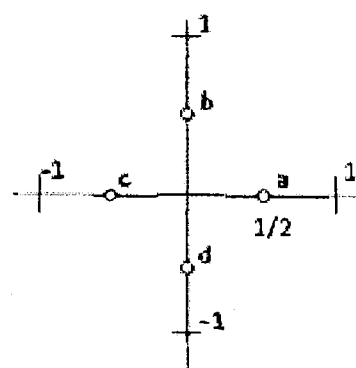


Figure P5-2

注意：背面有試題

科目：通訊系統(通訊原理)(300F)校系所組：中央大學通訊工程學系(甲組)中央大學電機工程學系(電子組)交通大學電子研究所(乙B組)交通大學電信工程研究所(甲組)清華大學電機工程學系(乙組)清華大學通訊工程研究所

參考用

6. [20%] Consider a two-user code-division multiple access system with BPSK modulated signal transmitted over AWGN (additive white Gaussian noise) channel. The $N \times 1$ received signal vector \mathbf{y} observed at the basestation can be represented by

$$\mathbf{y} = A_1 b_1 \mathbf{s}_1 + A_2 b_2 \mathbf{s}_2 + \mathbf{w}$$

where, for $i=1,2$, $A_i > 0$ is the i th user's signal amplitude, b_i is the transmitted symbol equally likely to be -1 or $+1$, and the N -dimensional vector \mathbf{s}_i is the i th user's signature sequence with the correlation property

$$\langle \mathbf{s}_i, \mathbf{s}_j \rangle \equiv \mathbf{s}_i^T \mathbf{s}_j = \begin{cases} 1, & \text{if } i = j, \\ \rho, & \text{if } i \neq j. \end{cases}$$

The noise vector \mathbf{w} has i.i.d. Gaussian components with zero mean and variance σ^2 . Assume that b_1, b_2 and \mathbf{w} are statistically independent.

We consider the task of detecting user 1's symbol b_1 at the basestation receiver using a linear filter \mathbf{c} that produces the statistic $\langle \mathbf{c}, \mathbf{y} \rangle = \mathbf{c}^T \mathbf{y}$ for decision making. Specifically, the receiver decides $\hat{b}_1 = +1$ if $\langle \mathbf{c}, \mathbf{y} \rangle \geq 0$ and decides $\hat{b}_1 = -1$ if $\langle \mathbf{c}, \mathbf{y} \rangle < 0$.

- (a) (6%) Suppose the basestation aims to detect user 1's symbol b_1 using the matched filter $\mathbf{c}_{MF} = \mathbf{s}_1$ that produces the decision statistic $\langle \mathbf{c}_{MF}, \mathbf{y} \rangle = \mathbf{c}_{MF}^T \mathbf{y}$. Show that the bit error probability of the matched filter for user 1 is given by

$$P_e^{MF} = \frac{1}{2} Q\left(\frac{A_1 - \rho A_2}{\sigma}\right) + \frac{1}{2} Q\left(\frac{A_1 + \rho A_2}{\sigma}\right),$$

where the Gaussian Q -function is defined as $Q(x) = \int_x^\infty \frac{1}{\sqrt{2\pi}} e^{-z^2/2} dz$.

- (b) (4%) Following part (a), show that when $\rho > 0$ and $A_1 / A_2 < \rho$, the bit error probability has the asymptotic value $\lim_{\sigma \rightarrow 0} P_e^{MF} = 1/2$. Please interpret the result.
- (c) (4%) Suppose now the basestation employs the zero-forcing (ZF) filter \mathbf{c}_{ZF} that satisfies $\mathbf{c}_{ZF}^T \mathbf{s}_1 = 1$ and $\mathbf{c}_{ZF}^T \mathbf{s}_2 = 0$ with the filter gain \mathbf{c}_{ZF} taking the form $\mathbf{c}_{ZF} = \alpha_1 \mathbf{s}_1 + \alpha_2 \mathbf{s}_2$. Find the coefficients α_1 and α_2 . Express your answer in terms of ρ .
- (d) (6%) Following part (c), find the bit error probability P_e^{ZF} of the ZF receiver for user 1 and find the asymptotic value $\lim_{\sigma \rightarrow 0} P_e^{ZF}$. Compare your result with that in part (b) and have some discussions.