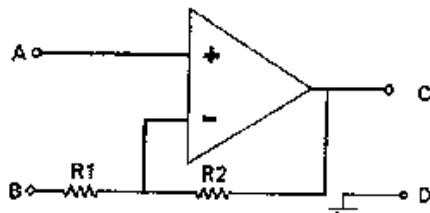
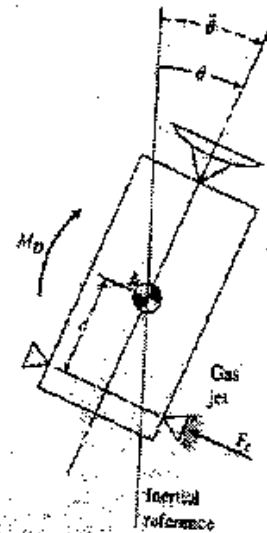


國立中央大學九十學年度碩士班研究生入學試題卷

所別: 機械工程學系 丁組 科目: 自動控制 共 2 頁 第 1 頁

1. 簡答題 (25%): 回答請略為說明原因, 否則視為猜答, 不給分

- 請問右圖人造衛星為幾階(order)的系統?(2%)
- 請問右圖人造衛星 Type 為多少?(2%)
- 人造衛星以固定的軌跡, 固定的公轉速度 (與地球自轉速度一樣) 繞地球, 為維持能夠讓人造衛星的天線正對著地球, 請問我們應該作定位, 定速或定加速控制人造衛星?(2%)
- 上述的控制, 若以單位回饋 (unity feedback) 作控制時, 其穩態(steady state)的控制誤差為何?(2%)
- 在作單位負反饋時, 會用到如下圖操作放大器電路, 請問感測器的訊號線要接到 A,B,C 那一個端點?(1%) 功率放大器的輸入線要接到 A,B,C 那一個端點?(1%) 另外還剩一個端點應該接那?(1%) 假設 R2 電阻為 10KΩ, 請問 R1 應選用多少的電阻才能達到單位負反饋的效果?(2%)

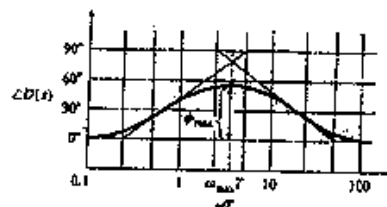
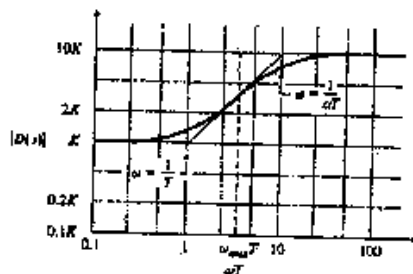


f. 有一系統其衝擊響應圖如右, 請問其系統是否穩定?(2%) 請問這系統在那些個



像限有根(poles)?(2%) 請問這系統的階數是否大於 1 階?(2%)

g. 下圖為那一種補償器(Compensation)的頻率響應?(2%) 我們使用這種補償器的那個特點?(能夠提高什麼 2%) 原則上在設計時, 我們會把 Φ_{max} 所發生的頻率放在原系統的那一個位置?(2%)



Handwritten signature or mark.

國立中央大學九十學年度碩士班研究生入學試題卷

所別: 機械工程學系 丁組 科目: 自動控制 共 2 頁 第 2 頁

2. **Root Locus (30%):** The DC motor has the armature driven by the electric circuit shown in the following Fig. 2. It is standard to relate the torque T developed in the rotor in terms of the armature current i_a and a torque constant K_t , and to express the voltage generated as a result of rotation in terms of the shaft's rotational velocity $\dot{\theta}_m$ and an electric or electromotive force constant K_e . Thus

$$T = k_t i_a \quad \& \quad e = k_e \dot{\theta}_m$$

Now, assume the rotor has inertia J_m , friction coefficient b , and disturbance $w = 0$.

(a) Find a transfer function of the DC motor relating the output shaft's rotation θ_m to the input voltage v_a ? (10%)

(b) If a normalized function of above transfer function is

$$\frac{\theta_m(s)}{v_a(s)} = K_G G(s) = \frac{1}{s(s+c)}$$

then sketch a root locus with respect to the proportional feedback control with $c = 2$. (10%)

(c) If the control system is a unity feedback loop, find the root locus versus c . (10%)

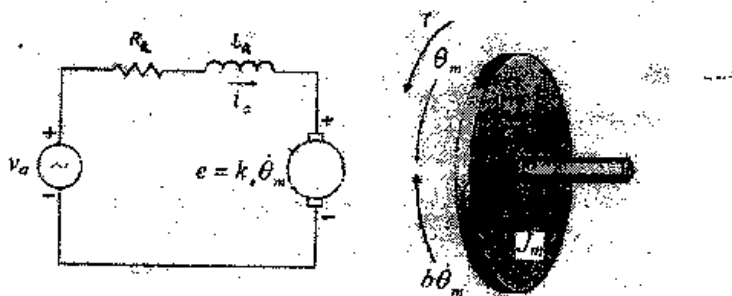


Fig. 2

3. **Frequency Response (20%):** The open loop system with the transfer function is

$$G(s) = \frac{1}{(s+1)(s+10)}$$

If the sinusoidal input signal $u(t) = 2 \cos(3t) + 4 \cos(15t)$ over the interval $0 \leq t \leq 5$ sec., assuming zero initial conditions.

(a) Find the sinusoidal steady-state response $y_{ss}(t)$. (7%)

(b) Draw $u(t)$ & $y_{ss}(t)$ in a single plot, and comment on their relationships to one another. (6%)

(c) Draw the Bode plot if the control system is a unity feedback loop. (7%)

4. **Nyquist Stability (25%):** Consider the system in Fig. 3.

(a) Find the closed-loop transfer function, $T(s)$. (5%)

(b) Rewrite the characteristic equation of $T(s)$ as $1 + K_1 * G(s)$. Find $G(s)$. (5%)

(c) When $K_2 = 2$, draw the Nyquist diagram for $G(s)$. (10%)

(d) From the Nyquist diagram, find out the region of K_1 to stabilize the closed-loop system ($T(s)$) for $K_2 = 2$. (5%)

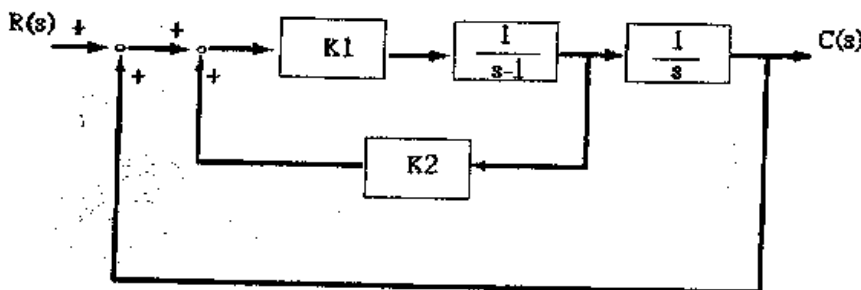


Fig. 3